

VenturingFest 2018

Event Guide



**The Paul R. Christen National High Adventure Base
The James C. Justice National Scout Camp
The John D. Tickle National Training & Leadership Center**



Table of Contents

Table of Contents	2
Welcome Letters.....	3
Registration & Preparing for VenturingFest	6
The Summit Website.....	6
The Summit Bechtel Reserve	6
Participant Eligibility	6
Making a Reservation	9
Payment Information	10
Planning for Camp	10
Transportation and Travel	11
Driving Directions	12
Check-In & Required Paperwork.....	14
Check-In Procedures.....	14
Check-Out Procedures.....	15
Camp Life	16
Campsite Amenities	16
Camp Staff	16
Food Service.....	17
Policies & Procedures	19
The Buddy System	19
Camp Communications	19
Campfires & Fire Prevention Policies.....	19
Emergency Procedures and Severe Weather	20
Medical Procedures and Summit Health Lodge.....	23
Entering/Exiting Camp	24
Personal Clothing & Program Equipment.....	25
Restricted Access.....	26
Technology	26
Tobacco, Alcohol & Drug Use	27
Unit Leader Responsibilities	27
Vehicles & Trailers	28
Waste Management & Recycling	28
Program.....	30
Camp-Wide Events.....	30
Open Program in the James C. Justice National Scout Camp & Scott Summit Center.....	30
Half Day Experiences in the Paul R. Christen National High Adventure Base.....	33
The Big Zip and The Canopy	34
Venturing Advancement Courses	34
Adult Leader Programs	36
Feedback & Contact Information	37
Feedback & Requests.....	37
General Contact Information.....	37
Staff Contact Information	38
Additional Information & Resources	39
Links.....	39
Other Opportunities at the Summit Bechtel Reserve.....	39
Instructional Videos	40

Welcome Letters

National Venturing Office
1325 W. Walnut Hill Lane
Irving, TX 75038

Welcome Venturers, Advisors, and friends of Venturing,

3

I am thrilled to have the privilege to invite and welcome you to VenturingFest 2018! This event, our second VenturingFest, gives you a chance to connect with Venturers and Scouts from all over the country and world, while celebrating the 20th year of Venturing. In the 20 years of our program, Venturing has given thousands of youth the opportunity to engage in adventure, leadership personal growth, and service. From July 1st-6th at the Summit Bechtel Reserve in West Virginia, we will gather to celebrate this and personally experience this.

Countless hours have gone into making VenturingFest happen. On a national level, we have been working hard to plan the logistics of the event, promote it, and ensure that those who attend will have a once in a life time experience. Individuals across the country tirelessly promoted VenturingFest over the past year in order to create contingents and local opportunities for attendance. All of the participants here have put in time and money into being able to attend. We appreciate all that you have done to be a part of this once in a life time event. No matter how great a program we have planned, without you this event would not happen.

Once you are at VenturingFest, we encourage all of you to step out of your comfort zone. There may be activities that you have never done before or fears to conquer. This gives you a chance to grow as a person and take advantage of the adventures at the Summit Bechtel Reserve. We will have an opportunity for you all to take part in a service initiative to give back to the Summit. In addition, there will be plenty of opportunities for you to improve your skills as a leader!

I am so excited to meet all of you this summer and have the adventure of a lifetime! VenturingFest 2018 will be a blast with you all there!

Yours in Scouting,

Michelle Merritt
National VOA President

The Summit Bechtel Family
National Scout Reserve
2550 Jack Furst Drive
Glen Jean, WV 25846

Dear Youth and Adult Leaders,

4

Welcome to VenturingFest! I hope you are as excited as I for this life-changing experience for the Venturers in your crew as we celebrate Venturing's 20th birthday with our friends from around the nation. We will have the opportunity to celebrate through this gathering of fellowship with the added experience of adventure sports and the amazing facilities available here at the Summit Bechtel Reserve. The following are the Summit Bechtel Reserve's Core Values and are guiding principles of the staff:

- **Adventure** – We encourage Venturers to challenge themselves through exciting adventure sports and outdoor exploration.
- **Service** – Through camp responsibilities and meaningful projects, we teach Venturers the fulfillment that comes with helping others.
- **Sustainability** – With experiential learning, we develop Venturers into stewards of the world we live in and teach them to be mindful of their economic, social, and environmental impacts.
- **Leadership** – Through training, challenges, and empowerment, we help Venturers excel at taking command of their lives and setting an example for others.

These Core Values mean a lot to us, and can be great tools to help you mold the leaders of tomorrow. Please keep them in mind while planning and participating in your experience at VenturingFest. These along with the [Aims and Methods of Scouting](#) are our tools to deliver the mission of The Boy Scouts of America, and develop the character of today's youth.

Our staff is preparing for this coming summer with eager anticipation and are willing to do whatever they can to make sure your stay here is an amazing experience. Here are a few things to keep in mind to help us make your experience the best it can be:

- Please thoroughly read through this guide, the attached documents, and any future correspondence (many of the pictures, forms, titles and videos in this guide are interactive or clickable and will link to other resources). As we innovate new program ideas, certain schedules, requirements, and other details may change.
- VenturingFest is a unique program in that it takes place in the Scott Summit Center and the Adventure Zone of the Summit Bechtel Reserve, meaning it is a hybrid of the programs available in the [James C. Justice National Scout Camp](#), [Paul R. Christen National High Adventure Base](#), and the [John D. Tickle National Training & Leadership](#)

Center. If you are interested in learning more about our other summer programs, please look for more information at Summitbsa.org.

- Make sure your unit is prepared both physically and mentally for their experience. Physical fitness and proper planning are essential to an enjoyable time at VenturingFest.
- Remember to share this guide with youth leaders (Crew President, Vice Presidents, Event Chairs, etc) and get them involved in the planning process as much as possible.
- We provide tents, cots, and most other equipment you might need, but we do want you to bring the fun stuff that makes your campsite a home.
- Do your best to minimize your impact when here by practicing the principles of Leave No Trace, and always thinking about the bigger picture when it comes to using resources like water, energy, and disposables (i.e. Do you really need to print this guide?).
- Feel free to give us your feedback and ideas before, during, and after your stay. We can't solve your problems if we don't know about them. Please let us know of any issues and be patient with us as we do our best to resolve them.

Working together, we can make a significant positive impact in the young people that we bring to camp. For this reason, I couldn't be more excited to meet you and your unit. Remember that this is your facility and we are here to serve you! Make yourselves at home and **Be Prepared** to have the experience of a lifetime. If there is anything at all I can do to help you be successful, do not hesitate to contact me.

In Scouting,



Phillip J. Ferrier

Director, James C. Justice National Scout Camp

Phillip.Ferrier@scouting.org

304.465.2800




Registration & Preparing for VenturingFest

The Summit Website

At Summitbsa.org you can find more information on VenturingFest or other opportunities in scout camp, training or high adventure available at the Summit Bechtel Reserve. The link below will take you to the VenturingFest landing page where you can download additional resources or make a reservation for camp!

www.summitbsa.org/venturingfest



6

The Summit Bechtel Reserve

The Summit Bechtel Reserve is home to three “camps”: The James C. Justice National Scout Camp, The Paul R. Christen National High Adventure Base and the Tickle National Training & Leadership Center. Each has separate staff, facilities, and focus. VenturingFest is unique in that it takes advantage of all three of the camps and the full property of the Summit Bechtel Reserve!

The James C. Justice National Scout Camp

The Justice Scout is based in the Scott Summit Center, the roughly 100 acres of activity venues located in the very center of the Summit Bechtel Reserve (venues like Boulder Cove, Action Point, etc). Within these venues the Scout Camp staff focus on **Activity Exploration**, **Advancement Opportunities**, and **Scouting Traditions**. This is the base program where Venturers will spend most of their time during the event.

The Paul R. Christen National High Adventure Base

Venturers will have the opportunity to take part in three half day adventure experiences in the Paul R. Christen High Adventure Base during their experience at Venturingfest. These take place in the Adventure Zone, the further out “backcountry” of the Summit Bechtel Reserve (venues like The Rocks, The Barrels, The Park, etc). In these venues, rather than advancement and activity exploration, the high adventure base staff will focus on **Challenge**, **Skills Development**, and **Confidence-Building**.

The John D. Tickle National Training and Leadership Center

The Tickle Training & Leadership Center offers training courses which provide **Unit/Council Program Support**, **Subject Mastery**, and **Credentials/Certifications** to grow the Scouting movement. These limited facilities will be available during VenturingFest.

Participant Eligibility

Experience Requirements

To attend VenturingFest participants must meet one of the following criteria:

- Be a registered Venturer, Varsity Scout, Sea Scout or Explorer
- Be a registered Boy Scout who is 14 years old (or 13 and has completed the 8th grade)
- Be a registered adult leader in a Boy Scout Troop, Varsity Team, Venturing Crew, Sea Scout Ship, or Exploring Post.

Fitness Level

The programs at VenturingFest include days of **HIGH ADVENTURE** which means there will be a challenging physical aspect to the program. For the most part, these programs are not trekking programs where you are

camping in a different location each day. This does not mean that the physical exertion is less than that of a backpacking or canoeing trek.

Regardless of the specific program you are participating in, one thing you will be doing a lot of at the Summit Bechtel Reserve is hiking. Hiking is the primary mode of transportation for participants to all activities located on the site itself. **(Youth and adult participants will be expected to move between areas on their own. Transportation will only be provided during emergencies and to off-site excursions.)** Depending on your program and your schedule for the day, it is not uncommon to hike up to eight miles in a day and possibly more. In preparation, groups should organize preparation hikes of at least five miles two to three times a week starting in the winter/spring the year of the event. Regular exercise that mixes cardio vascular exercise (running) and strength training (weights) will also be of help not only for your trip, but for other Scouting adventures and your general physical wellness. The organized hikes with the group you are attending with will not only help to prepare you physically but help the group to come together and bond even before you leave for VenturingFest.

The Summit Bechtel Reserve is located in West Virginia, the **MOUNTAIN STATE**. This means that you will be hiking trails of varying elevations and grades. Take this into consideration when selecting routes for your preparation hikes. Try to find hilly areas and if you can, increase the level of difficulty as you get closer to your trip, as that will help increase stamina. Hiking trails in local parks or wilderness areas may better replicate the terrain at the Summit Bechtel Reserve. However your specific location as well as school and work schedules may mean hikes in a state park or wilderness area are difficult to organize during the work week. Consider organizing hikes around the local neighborhood. Chances are the terrain on these hikes won't be as strenuous, so consider increasing the distance to help you prepare. Many groups will utilize the regular weekly unit meetings to schedule a preparation hike before or after that regular meeting.

For groups living in flat areas without much elevation change, consider utilizing a local stadium and walking up and down the aisles to help build leg strength. Indoor arenas are also a great place for groups in colder climates to use. Speak with local colleges or other venues to check on their availabilities for such activities. Many venues, especially colleges, will already be open for these types of activities when other events are not scheduled.

Council Contingents made up of participants from all over the council may find it more difficult to organize these training hikes especially during the week. Because of this, the physical preparation may have to be done more on an individual basis. Participants should still utilize the buddy system when going on preparation hikes other than the ones the group organizes. Your buddy may be another member of the group, but it could also be a family member or friend who just wants to go on a hike. The important thing is to have at least one buddy. Also, be sure that the parents of the hikers know where they are going and their anticipated return.

Participants who want to attend VenturingFest but do not currently meet the BMI requirements listed in the BSA Annual Health and Medical Record should consult with their physician regarding a safe and healthy plan for weight loss.

A "Preparation Hike" is still a hike and the safety precautions you take on any hike should be taken on your preparation hikes. The following are some guidelines you should follow when hiking as a group or with a buddy.

- Carry the 10 essentials. This helps not only with safety but will also simulate the weight you will be carrying in your day pack while hiking on The Summit, roughly 10 to 15 pounds. See below for the list of the 10 essentials.
- Make sure parents and other leaders not on the hike know your hiking route, estimated departure and return times and let them know when you have returned.
- Check the weather forecast and make sure you are prepared for any possible rain, snow, wind, heat and cold.
- For organized group hikes, two deep leadership must be maintained just like any other Scouting event.

- Make sure to utilize the buddy system. As discussed above, sometimes participants may have to do some hikes other than organized group hikes.
- If you have a cell phone carry it for emergency communication.

The 10 Essentials of Hiking

While at The Summit participants will be carrying a day pack for the items they will need throughout the day. A good guide for what you will be carrying is the "10 Essentials for Hiking."

1. **Navigation Materials**- Map and Compass are essential to knowing and finding your way. GPS can be a great and useful tool, but you should also have the basic map and compass in case technology fails.
2. **Water**- Staying hydrated is key. If hiking in a wilderness area water treatment or filtration should be brought as well. (At The Summit there is potable water at all activity areas.)
3. **Food**- Make sure to bring enough food appropriate for the planned length of your hike.
4. **Sun Protection**- Sunscreen, hats and sunglasses are all great tools to protect you from the sun's rays.
5. **Appropriate Clothing**- Depending on the time of year, make sure to have clothing and weather protection for the conditions you may encounter. This could include rain gear, fleece sweater, a winter jacket etc.
6. **Fire Starter**- Matches and or lighter.
7. **First Aid Kit**
8. **Illumination**- Flash light or head lamp.
9. **Repair and Tool Kits**- Make sure to bring supplies to fix common problems with any items you may have. A multi-tool style pocket knife is an efficient way to bring a lot of tools.
10. **Emergency Shelter**- A tent, tarp or space blanket for emergency shelter.

Annual Health & Medical Record

Every participant (both youth and adult) is required to have a medical evaluation within twelve month of their participation date by a physician licenses to practice medicine. An examination conducted by a physician's assistant or a nurse practitioner will be recognized for states where they may perform physical examinations to students enrolled in public school systems. **The BSA [Annual Health & Medical Record](#) must be used with parts A, B and C completed.**

Additionally, many activities at the Summit Bechtel Reserve require exertion well above that which a typical person might experience during a day. This includes periods of intense effort, reaching, bending, stretching, twisting, and other exertions consistent with adventure sports. For this reason, each participant should be cleared by their physician for participation in these adventure activities. Some activities may have specific physical restrictions. **The medical staff at the Summit Bechtel Reserve may place activity restrictions on participants if medical conditions warrant it.**

Activity Restrictions

Aerial sports

Aerial sports activities require participants to weigh between 50 and 250 lbs. (zip-lines, canopy tours, challenge courses, etc.). This is due to safety restrictions put in place by the course builders and engineers. **Absolutely no exceptions will be made.**

Aquatics

All participants taking part in any aquatics activities (including rafting and paddling) will need to complete a BSA Swimmer's test prior to arrival at VenturingFest. The Summit Bechtel Reserve's aquatic facilities are not set up to perform swim tests effectively for units. Unit leaders will be responsible for tracking evidence of completion by compiling information on the [Summit Swim Test Master List](#).

The BSA Swimmer test can be administered by any qualified lifeguard at a pool or lake. It must be renewed annually, preferably close to the beginning of the camping season. Many units take advantage of their local high school, YMCA, community pool, or council camp property. Page 2 of the [Unit Swim Classification Record](#) details the tests and the different options for completing them. Be sure to follow the BSA's [Safe Swim Defense](#) policies when taking part in the swim tests. For more information about aquatics policies and swim check procedures please reference the [Aquatics Supervision](#) manual.

Unit Swim Classification Record

This is the individual swim classification as of this date. Any change in status after this date (i.e., swimmer is beginner or beginner to swimmer) would require a re-evaluation test performed by an approved test administrator. Changes and corrections to the following chart should be related and filed by the test administrator.

SPECIAL NOTE: When swim tests are conducted away from camp, the camp aquatics director retains the right to review or retest any or all participants to ensure that standards have been maintained.

Unit Number	Date of Swim Test	Full Name (Print)			
		First Name	Last Name	Initials	Signature
1					
2					
3					
4					
5					
6					
7					
8					
9					
10					
11					
12					
13					
14					
15					

NAME OF PERSON CONDUCTING THE TEST:

First Name _____ Signature _____

Qualification _____ Council/Agency (Red Cross, YMCA, etc.) _____

UNIT LEADER:

First Name _____ Signature _____

There are three categories of swimming ability in the BSA: Swimmer, Beginner, and Non-swimmer. Most aquatic activities at the Summit Bechtel Reserve require a participant to be a swimmer. The Swimmer and Beginner tests are outline below. There is no test for non-swimmers.

Swimmer Test

Jump feetfirst into water over the head in depth, level off, and begin swimming. Swim 75 yards in a strong forward manner using one or more of the following strokes: sidestroke, breaststroke, trudgen, or crawl; then swim 25 yards using an easy resting backstroke. The 100 yards must be swum continuously and include at least one sharp turn. After completing the swim, rest by floating.

Beginner Test

Jump feetfirst into water over the head in depth, level off, swim 25 feet on the surface, stop, turn sharply, resume swimming as before, and return to starting place.

Non-swimmers and beginners will have limited access to aquatic activities.

Making a Reservation

A reservation is easily made using the Summit Website. Visit the [VenturingFest page](#) and click on the "Register" button.

To make a reservation:

1. Enter the contact information for the unit leader or individual registering (preferably the adult leader attending with the unit)
2. Choose whether it is a Unit (or contingent), individual, or staff registration
 - a. Individuals will be put into contingent units by region.
3. For a unit reservation, enter the number of anticipated participants. **Unit (or council contingent) reservations must have at least two adults and five youth**
4. Make a non-refundable deposit: \$500 for units, \$100 for individuals. **Reservations that do not have a paid deposit will not be processed.**

Upon completion of the form you should receive a confirmation email. Within 1-2 business days your application and deposit will be reviewed by our reservation staff. Upon receipt of deposit, your space will be reserved. As the event gets closer you will receive a link to your online unit roster. Please fill this roster out and keep this roster updated! A final roster with program electives will be required by April 30th.

If the person registering the unit is not the same person who will be attending in camp, please ensure that all information is forwarded to the adult leader attending.

If you are interested in more information or have questions about the reservation process, feel free to call (304.465.2800) or email us (summit.program@scouting.org)!

Registration closes May 31st, 2018. No reservations will be accepted after this date.

10

Payment Information

Payments may be made through the online registration system using a credit card or by mailing a check. The fee is \$500 per youth member and \$400 per adult if made prior to April 30th, 2018. Late reservations (after April 30th) will be \$600 per youth member and \$500 per adult.

- Non-refundable deposit due upon reservation (\$500 for units, \$100 for individuals)
- ½ balance due by February 28th
- Final balance due by April 30th (or within 30 days of a late reservation)

Planning for Camp

In order to have the best possible experience while at VenturingFest, your adult leader, Venturers, and parents will need to appropriately prepare for their time at VenturingFest. As the leader, you will be responsible for distributing information in a timely manner. At different points during the planning process it is recommended that your unit do the following:

Upon Registration (6-12 Months Before Event)

1. Inform all Venturers, leaders, and parents about the date of the event
2. Become familiar with this Leaders' Guide and share this information with youth and adult leaders
3. Begin youth promotion and recruitment
 - a. Promo videos available [here](#)
4. Recruit the appropriate number and gender of adult leaders for the group you will bring to camp (see Unit Leadership section for more information)
5. Have a parent's meeting to discuss the planning process and share the following information/media:
 - a. [This Leaders' Guide](#)
 - b. [Unit and Participant Packing List](#)
 - c. [Program Schedule](#) (Available Spring 2018)
 - d. [Events Schedule](#) (Available Spring 2018)
 - e. [Training Opportunities](#) (Available Spring 2018)
6. Participate in any online Leaders' Meetings, webinars, or conference calls - **Notification will be sent to the email used during registration**
7. Begin exploring [transportation options](#)



[VenturingFest Promo Video!](#)

3 Months Prior to Event

1. Finalize transportation plans – See [Transportation Section](#) below for more information
2. Submit unit roster and program electives
3. Fill out your unit online Arrival Card
4. Make any necessary final changes to group roster

5. Attend one or more pre-camp Leaders Meeting Webinars
6. Hold a camp planning meeting with participants to lay out program options, packing list, etc.
7. Work with youth leader to assign responsibilities to each participant
8. Encourage participants to schedule medical exams
9. Schedule & coordinate [BSA Swim Check](#) opportunity

3-4 Weeks Prior to Event

1. Verify Youth Protection training for all 18+ participants
2. Submit final rosters including
 - a. Program pre-registrations
 - b. Dietary Restrictions
3. Submit any special needs to summit.program@scouting.org
4. Hold a "shake down" meeting of participants
 - a. Review [Unit and Participant Packing List](#)
 - b. Procure, inspect, and prepare any unit equipment needed
 - c. Review updated [Events Schedule](#)
 - d. Review updated [Program Schedule](#)
 - e. Prepare any [Merit Badge Applications](#) ("Blue Cards")
 - f. Collect, review, and make required copies of all participant [Annual Health and Medical Records](#) (Parts A,B&C and copy of insurance card) and [Summit Waivers](#)
 - g. Review transportation plans

1 Week Prior to Event

1. Inventory and pack up unit equipment
2. Make sure all [required paperwork](#) has been collected by unit leader and copies are made (some forms will not be returned)
3. Review transportation plans and departure times with drivers and participants
4. Review participants' program plans

2-4 Weeks After Event

1. Conduct a post-camp meeting to evaluate your experience, collect photos/videos, and review youth advancement
2. Use testimonials, photos and videos to share stories with parents, potential members, chartered organizations, etc. at an open house, court of honor, or other event
3. Start planning your next visit to the Summit Bechtel Reserve!

Transportation and Travel

The Summit Bechtel Reserve was strategically located in an area that is within a day's drive of 75% of the United States population. Below you will see a listing of various transportation options used by units to get to the Summit Bechtel Reserve. Keep in mind that the roads in West Virginia are seldom straight and travel times may be longer than expected. **Note: If you cannot arrive to the Ruby Welcome Center before 4pm on your arrival day we suggest arriving the day before (see [early arrivals](#) section).**

Units will be assigned arrival times judged by distance. Please notify be sure to note on your arrival information if you plan to come a day early.

Air Transportation

Yeager Airport (**CRW**), Charleston, WV – 75 minute drive

Service from American Eagle, Delta, Spirit, and United Express

Beckley Raleigh County (**BKW**), Beckley, WV – 30 minute drive

ViaAir via CLT

Greenbrier County (LWB), Lewisburg, WV – 75 minute drive

Via Air via CLT

Charlotte Douglas (CLT), Charlotte, NC – 3.5 hour drive

Most major airlines

Bus/Charter/Tour Companies**Blue Sky Adventures - blueskyadventures.net**

Tour packages from Charlotte to SBR, as well as Pittsburgh to SBR

Chandler Limo Service - chandlerlimo.com15 passenger vans – CRW & Prince Amtrak
1-800-779-5434**Vehicle Rental****Avis - avis.com**

(CRW, BKW, LWB, CLT)

Enterprise - enterprise.com

(CRW, BKW, LWB)

Hertz - hertz.com

(CRW, BKW, LWB, CLT)

Train**Amtrak Prince Station (PRC), Prince, WV – 30 minute drive**

The [Prince Station](#) is a stop on Amtrak's Cardinal Line which runs 3 days a week between New York City/Washington, D.C. and Chicago. You can find the schedule [here](#) or at Amtrak.com. Due to the Cardinal Line's limited schedule, units will need to arrive one day early and/or depart one day late to take advantage of the train. See more information in the [early arrivals](#) section.

**Personal Vehicles**

This method of transportation should be used only with full assurance that the vehicles are safe and the drivers are reliable. Make sure there is adequate insurance coverage for each vehicle. Drivers must adhere rigidly to requirements in the [Guide to Safe Scouting](#). The Summit is not responsible for vehicles parked in parking areas.

Driving Directions

Units participating in program at the Summit Bechtel Reserve will check-in at the [J.W. and Hazel Ruby Welcome Center](#) in Mt. Hope, West Virginia. From there units will be directed the most appropriate route onto the property.

Traveling South from Charleston, WV

Start by merging on to I-64 E/I-77 S. Continue I-64 E/I-77 S onto a partial toll road. Take exit 60 for WV-612 toward Mossy/Oak Hill. Turn left onto WV-612 E continue for 7.8 miles then turn left to stay on WV-612 E. In .5 mile turn right onto US-19 S. Continue for 3.7 miles your destination will be on the right.

Traveling North from WV Border

Start by continuing on I-77 N for 46.6 miles. Take exit 48 for US-19 toward N Beckley/Summersville. Continue straight and continue onto US-19 N. Continue for 4 miles your destination will be on the left.

When making transportation plans and choosing an arrival time, keep in mind that it is approximately 5 miles from the Ruby Welcome Center to the James C. Justice National Scout Camp (15-20 minutes driving time on gravel roads at 20 mph). If you do not think you will arrive at the Welcome Center prior to 2:30pm on your scheduled arrival day, we suggest planning an [early arrival](#) the day before (additional \$35 per person fee) or spending the night somewhere closer to the Summit Bechtel Reserve.

13



Ruby Welcome Center Address

J.W. & Hazel Ruby West Virginia Welcome Center
55 Hazel Ruby Lane
Mt. Hope, WV 25880

Ruby Welcome Center GPS Coordinates

37.907°N 81.171°W

Take care using GPS software as it may direct you through the incorrect gate onto the property via Jack Furst Drive. When in doubt, use the written directions above.

Check-In & Required Paperwork

Check-In Procedures

Upon arrival at the Ruby Welcome Center your unit will have a chance to stretch their legs, get oriented with the Summit Bechtel Reserve and begin the check-in process. Your unit will be greeted by a Summit staff member who will lead the unit leader to the check-in area and work with youth leaders to organize the group and familiarize them with the schedule for the day. Be sure to have **all required paperwork** (below) ready to be turned in. At check-in, your unit will be provided with the following for every participant:

- a waterproof map of the Summit Bechtel Reserve (additional copies may need to be purchased)
- a copy of the most up to date program schedule and events schedule
- participant wristband (required for participation in all meals and programs)

From the Ruby Welcome Center your unit will be joined by your commissioner/program guide, given parking passes and directed to their base camp through the appropriate gate. Once at the base camp your camp commissioner or program guide will help set up camp and take your unit on a tour of the facilities including:

1. Campsite amenities, cleaning process, and recycling/trash process
2. The Pigott Administration Building/Base Camp HQ
3. Group photo
4. Dining Hall/ 37° North Outfitters (Trading Post)
5. Scott Visitor Center & Health Lodge
6. Program area orientations

Required Paperwork

The following paperwork will be collected during registration. Please organize them by document in roster order. **DO NOT staple different documents together** as each type of document has a different destination.

- Verification of [youth protection](#) for all participants age 18+
- 3 Copies of an up to date Unit Roster*
- Complete [Annual Health & Medical Record](#) for each **youth and adult** (in roster order)
 - Including parts A, B, C & copy of insurance card
- Complete **Original Summit Waiver** (in roster order) *
- Copy of [Unit Swim Classification Record](#)* and/or [Summit Swim Test Master List](#)*.

*Will not be returned (make extra copies if needed)

Medical Re-Checks

Each participant's medical form (both youth and adult) will be reviewed by a member of the Medical Staff. In this review, they will briefly look over the health form and identify any medical issues of concern and discuss those concerns with either the adult leader or that participant themselves. **Note: Medical staff may place restrictions on the activities a participant may partake in if a medical condition warrants it.**

Early Arrivals

Some units find it more convenient to arrive on Saturday (a day early) rather than Sunday for various reasons. If the unit's planned arrival day is Sunday and they wish to do this, they will need to note it on their arrival card. The unit will then be charged an additional \$35 per person, per day. Please note that the unit will be responsible for all program from arrival through Sunday afternoon as the program venues will not be available to participants on these days. Units arriving later than 11:30am should be prepared to provide their own lunch. Units arriving later than 5:00pm should be prepared to provide their own dinner.

Check-Out Procedures

The check-out process is very simple. The morning of your departure (or night before if departing before 8am) please do the following:

1. During the week sign up for a check-out time at the base camp headquarters
2. Pick up Annual Health & Medical Records from the Health Lodge
3. Check out with Clerk/Base Camp staff & Camp Director at Pigott building (This can be the day before departure):
 - a. Return any checked out equipment or shower house keys
 - b. Collect any leftover mail and/or merit badge paperwork
 - c. Check lost & found for missing items
 - d. Turn in one Adult and one Youth Evaluation Form
 - e. Collect participant patches
4. Check out of campsite with camp commissioner/program guide:
 - a. Clean all shower houses
 - b. Clean out tents and break down any extra tents/cots as directed by staff
 - c. Police campsite for trash and dispose of all recycling/trash in appropriate dumpsters
5. Travel safe back home!

Any Annual Health & Medical Records will be shredded if not picked up prior to departure. Be sure to provide copies.

Camp Life

Campsite Amenities

Units will be camping in the James C. Justice National Scout Camp on the north side of Goodrich Lake (Charlie and Delta) or in the Paul R. Christen High Adventure Base across the CONSOL Energy Bridge (Bravo). Though all participants will be camping in base camps Bravo, Charlie, and Delta, each unit will have their own designated campsite with the following amenities provided by the Summit Bechtel Reserve:

16

- Tents w/ screens (2 participants to a tent, including adults)
- Cots
- Ambient temperature showers
- Flush toilets (which reuse shower gray water)
- Sinks with mirrors
- AT&T Wi-Fi
- A small above-ground fire ring (shared with other units)
- Dining flies
- Picnic tables



Units are strongly encouraged to bring any other amenities which will make their camp “feel like home.” Things like unit flags, signs, awards, pioneering projects, woods tools, patrol boxes, lawn games, etc. (within reason) are more than welcome at camp, but not required. **Note: Please follow Leave No Trace: nothing should leave a permanent mark on the facility.**

Units will be responsible for keeping their tent, campsite, and adjacent shower houses clean. A duty roster of campsite responsibilities is recommended. Units should be prepared to police their campsite area for all trash before departing.

Camp Staff

The Summit Bechtel Reserve staff is composed of highly dedicated men and women who are committed to creating an exemplary Scouting experience for your unit. These quality adult instructors are passionate about their area of expertise and have dedicated themselves to safely sharing this passion with the participants who come through their areas. Additionally, the Administrative Staff is comprised of individuals with significant professional Scouting, outdoor industry, and/or camp administration experience. Rest assured, your youth are in good hands!



If you or anyone in your unit is interested in becoming a part of this elite team, please contact any member of administrative team (Camp Director, Head Commissioner, etc.), or look for the online application at www.summitbsa.org/jobs.

Commissioner and Base Camp Staff

The commissioner staff at the Justice Scout Camp are your liaisons to the rest of the camp staff and administration. They should be able to answer most questions or promptly find someone who can. The camp commissioners are your resource for Scouting principles, training, or material goods. A small cache of woods tools, Dutch ovens, board games, field games, rope and other supplies will be available to check out from the Base Camp staff. In addition to providing quality customer service, this staff will be responsible for check-in, check-out, and the overall cleanliness, health & safety of the campsites.

Area Venturing Officers will be serving as additional commissioners during this event.

17

Pigott Administration Building (Pigott Base Camp HQ)

Pigott Base Camp Headquarters is where the main office of VenturingFest is located. Here you can find a lounge area for adult leaders and the offices of the clerk, base camp staff, and camp director. This is also where the check-in process begins.

Aside from daily commissioner visits, the Pigott Building is a good place to start with questions, concerns, or equipment needs during your stay. Talk with the camp clerk, who will be sure to help you or get you in touch with someone who can.



Food Service

Food at VenturingFest is provided in the Summit Dining Hall by an outside vendor. This dining hall is located in Summit Center near the Scott Visitor Center (about a 10-20 minute walk from the Justice Scout Camp/Christen High Adventure Base). Breakfast, lunch, and dinner will be served in the dining hall. Breakfast and lunch are typically eaten alongside participants in the National High Adventure Base and National Training Center (a great opportunity to socialize with Scouts from all over the country!).

Special Dietary Needs

The dining hall has the capability to provide meals that meet various special dietary needs throughout your stay at the Summit, including but not limited to vegetarian, vegan, religious diets, food allergies, and many more. In the spring of 2017 you will be able to indicate on your roster in the registration system any special dietary needs for your unit members. In addition, please note any special diet needs on your medical forms, also identify yourself with dining hall management upon arrival and they will be happy to assist and review ingredients in the different items and review items that are available to you.

Common Special dietary needs that the Summit Dining Hall accommodates:

- Vegetarian
- Vegan
- Kosher
- Hallal
- Gluten Free
- Peanut Allergies

The dining hall is able to accommodate other special dietary needs in addition to the ones above. If you have questions about a special dietary need e-mail Summit.Program@Scouting.org.

If your unit has any special dietary restrictions or significant food allergies, please be sure to note this on your unit roster by the due date. **If there are changes or questions please contact summit.program@scouting.org. (Be sure to include the participants' name, unit number, program, arrival/departure dates, and a description of the dietary restriction)** Please keep in mind that the Summit Dining hall is not always able to make accommodations for every type of restricted diet. Sometimes it is best for people with severe allergies or strict diets to bring their own supplemental food to be stored in the dining hall (a walk in cooler is provided for this purpose). If you have any questions, please contact the Summit Bechtel Reserve well ahead of your arrival date.

Due to bears and other scavenging animals, all food must be stored in the dining hall, vehicles or other lockable storage away from camping areas. Absolutely no food is to be stored in or around tents.

Policies & Procedures

The Buddy System

The buddy system has long been an effective safety net within the Boy Scouts of America and is a standing policy of the Summit Bechtel Reserve. Except in extenuating circumstances no Scout should be without companions while in between program areas or back at camp. This policy is enforced within reason and Scouts are more than welcome to use members of other troops, staff, or adult leaders as “buddies” as long as all [Youth Protection](#) guidelines are being followed.

19

Camp Communications

The Summit Bechtel Reserve has multiple avenues of relaying messages to participants and staff for both general information and emergencies. These avenues include leaders’ meetings, text message alerts, cell phones, UHF radios, family-band radios, the “Big Voice” PA camp-wide PA system, email and commissioner/program guide staff. Depending on the nature of the message multiple avenues of communication may be used to relay it. Each of these methods will be laid out during the opening leaders’ meeting.

**For any emergencies contact the Summit Operations Center (SOC) at
304-465-2900**

Campfires & Fire Prevention Policies

Each unit will have a fire prevention plan and a fire guard responsible for ensuring the unit fire guard plan is carried out. The fire guard, consisting of the senior youth leader as chief (in consultation with unit adult leadership) and a fire guard from each patrol, will adhere to the following:

1. All campfires or open flames aside from cooking stoves must remain inside designated fire rings.
2. Only wood provided by SBR staff is to be burned in campfire rings (nothing is to be cut from conservation areas surrounding base camps)
3. Ensure Scouts and leaders understand they are not to fight or suppress fires in the campsite. In the event of a fire, immediately evacuate the area and report the emergency to 911.
4. Conduct at least one fire drill on the day of arrival to ensure all unit members know what to do in case of fire. This drill should familiarize participants with the Designated Assembly Areas and how to report an emergency.
5. Keep combustible materials away from all open flames, stoves, and lanterns.
6. Regularly check stoves to ensure that they are turned off when not in use.
7. Store propane cylinders out of direct sunlight in a safe manner and away from tents used for sleeping.
8. Ensure those in and around campfire and cooking areas understand a lack of attention or horseplay is dangerous and is often a precursor to serious injury. Instruct all unit members to be aware of their surroundings and manage risk appropriately.
9. Under no circumstances are stoves powered by liquid fuels permitted. Also, no liquid or compressed-fuel lanterns are permitted in the campsite.
10. No open flames of any kind are permitted in tents. Only battery-operated lanterns are permitted.
11. Ensure the tent spacing plan approved by the State Fire Marshal is observed at all time. Staff will be briefed on the requirements established by the Fire Marshal and will inspect to ensure compliance as unit and other areas are erected.
12. Ensure campfire rings in unit sites are at least 25 feet from any tent or dining fly.
13. Ensure cooking stoves and propane tanks in unit sites (when authorized) shall be used at least ten (10) feet from any tent or dining fly. Scouts are to be instructed on the safe operation of stoves and tanks before being allowed to operate them.

Emergency Procedures and Severe Weather

Because the safety of all our participants and staff is the first priority, the Summit Bechtel Reserve has a detailed emergency action plan. This section briefly addresses some of these procedures as they apply to units. For more information or a copy of the full emergency action plan, please contact SBR administration.

Emergency Communications

The Summit Operations Center (SOC) monitors weather conditions 24 hours a day when participants are on site and will issue notifications during severe weather and other emergencies. Due to the size of the site and varying access to communications equipment, the Summit Operations Center uses a variety of methods to communicate to participants and staff:

- Public Address System (The “Big Voice”) – The Summit Bechtel Reserve has a PA system which covers most of the Scott Summit Center. This system broadcasts any weather or emergency alerts given out by the Summit Operations Center (SOC) in addition to occasional program announcements, reveille, and taps. Depending on location, it can be difficult to understand so all announcements are accompanied with another means of communication.
- Text messages – Using an online text message database, the Summit Operations Center (SOC) can quickly broadcast messages to unit leaders’ cell phones. Upon arrival, unit leadership will be given the details needed to enroll and encouraged to do so.
- Radios – All program Area Directors will be issued a UHF radio which may be used to relay messages from the Summit Operations Center (SOC).
- Heat Index Flags – A series of colored flags are posted outside the administration building, Summit Health Lodge and other buildings to note the current heat advisory. See below for more details.

Hazardous Weather

The mountains of Southern West Virginia on occasion receive severe and hazardous weather. This typically is in the form of intense thunderstorms with high winds, heavy rain, or hail. Lightning, high winds and many other factors may require staff to close specific program venues, bridges, or trails. These procedures however, do not replace the responsibility of unit leaders to ensure the safety of the youth in their care. SBR is an open-air facility and there are no storm shelters. When in doubt, follow staff direction, use common sense, and remember the BSA’s Hazardous Weather Training available [here](#) or at My.Scouting.org.

High Wind Alert

A high wind alert will be announced when sustained winds are in excess of 20 miles per hour. In this situation, all aerial sports activities (zip lines, challenge courses, climbing) will be discontinued and the wings of the CONSOL Energy Bridge and observation deck of the Sustainability Treehouse will be closed. Other program venues may also close based on safety concerns specific to that area. If you are caught outside in a hail or wind storm, seek shelter, protect your body (especially your head), avoid culverts and low areas that can fill with water, and stay alert to any potential falling objects or branches.

Lightning Advisory

When lightning is detected within 12 miles of the Summit Bechtel Reserve, a lightning advisory will be announced. When this happens, no new participants will be taken on aerial sports activities (participants already on a course may be permitted to finish at director’s discretion). The wings of the CONSOL Energy Bridge and observation deck of the Sustainability Treehouse will be closed.

Lightning Alert

When lightning is detected within 8 miles of the Summit Bechtel Reserve, a lightning alert will be announced. When this happens, all aerial sports activities will immediately cease and participants will be escorted to shelter. All other outdoor program areas will cease operations and seek shelter (aquatics, wheeled sports, and shooting sports). All walkways on the CONSOL Energy Bridge will be closed. An “All clear” will be issued when lightning moves outside a 12-mile perimeter of SBR or at the discretion of the

Summit Group Director or Operations Director. In the event of a lightning storm stay away from water, wet items, metal objects, tall isolated trees, open fields or ridge tops. If you are caught outside, spread out if you are in a group and seek a low-lying area or low stand of trees. Assume a low-profile position (crouch or sit cross-legged).

Severe Heat

The Summit Bechtel Reserve uses a system of flags to denote the various heat advisories:

- **GREEN** FLAG- Temperature Range: 82 – 85 degrees. ¼ to ½ quart per hour
- **YELLOW** FLAG- Temperature Range: 85 – 88 degrees. ½ to ¾ quart per hour
- **RED** FLAG- Temperature Range: 88 to 90 degrees ¾ to 1 quart per hour.
- **BLACK** FLAG- Temperature Range: Greater than 90 degrees 1 to 1 ¼ quart/ hour.

Announcements will be made when Red or Black flag temperatures have been reached and program will typically be limited.

Assembly Areas

During or directly following certain emergencies, SBR staff may need to account for all participants on site. In this situation, participants will be asked to move to the closest assembly area when safe:

- Harold Hook Flag Plaza at Pigott Base Camp Headquarters (Charlie & Delta Base Camps)
- Scott Visitor Center front lawn (Summit Center)

If you are in a remote area of the site or cannot reach these areas, please contact the Summit Operations Center at 304-465-2900 so you can be accounted for.

Evacuation

If during extreme circumstances SBR administration decide participants need to be relocated to a safer area, remain calm, take account of all unit members and follow the directions of staff and the Summit Operations Center who will coordinate the evacuation procedures.

Lost/Missing Scout, Leader, or Staff Member

Proper use of the buddy system helps prevent lost Scouts, but if a Scout, adult leader, or staff member is missing, remain calm, identify the last known location of the individual(s), and notify the Summit Operations Center. Do not go looking or send others, unless instructed to do so. A hasty search of the last known area will first be performed followed by a search of the person's campsite/tent and then a page over the PA system. If they are then not located, the staff will organize a formal search. If the person has not been located after two hours since the initial report, the local search and rescue team will be notified to assist and take over the search.

Other Emergencies

Contact the Summit Operations Center at 304-465-2900 to notify them of missing participants/staff, suspicious people or activities, violence/abuse, fires, or any other emergency. Please remain calm, relay as much information as possible (location, # of people, injuries, ages, etc.) and follow the directions of the staff member.

Hazardous Wildlife

Southern West Virginia is home to a variety of hazardous plants & animals. All participants and staff need to be alert to these hazards and know what to do in the event of a wildlife situation. Never feed any wild animals and keep a safe distance from even seemingly harmless animals.

WARNING: There is to be no food, snacks, soft drinks etc. stored in any tent overnight. All food **MUST** be consumed or placed in a trash container. Any campsite or shower house trash cans need to be emptied in the evenings before bedtime and in the morning before leaving the campsite.

Snakes

Avoid tall grassy areas, areas with surface rock, and wet areas. Stay on trails. Do not approach any snake and treat all snakes as poisonous. If bitten, have the victim lay prone and rest quietly to reduce the spread of venom and immediately summon medical assistance through a staff member or the Summit Operation Center at 304-465-2900.



Copperhead



Eastern Timber Rattlesnake

Bears

In the event a bear is encountered, attempt to leave the area. Do not under any circumstances approach a bear or go between a bear and bear cubs. Do not attempt to feed bears. If a bear approaches, make noise and wave your arms to scare it off. If the bear charges it may be necessary to fight back to avoid serious injury. **All bear sightings should be reported immediately to the Summit Operations Center (304-465-2900) and all personnel removed from the immediate area of the sighting.**

Rabies Carrying Animals

Raccoons and other commonly observed small animals are known to carry rabies. Never attempt to approach any animal and report any animal acting in a strange manner, especially if the animal is unnaturally aggressive, to the Camp Director.

Deer Ticks

Deer ticks are known to carry Lyme disease. They can be found in grassy as well as wooded areas. While ticks are often hard to detect in the woods, they can be located by carefully checking clothes, skin and hair. A tick check should be performed several times a day and whenever leaving tick habit. Remove ticks from clothing, but seek medical assistance in removing ticks embedded in the skin or hair.



Deer Tick

Venomous Spiders

Southern West Virginia is home to two venomous spiders: The Black Widow (*Latrodectus mactans*) and the Brown Recluse (*Loxosceles reclusa*). Both spiders are fairly timid, but will bite to defend their web or in self-defense. If you suspect you may have been bitten by one of these spiders, contact the Summit Operations Center or Health Lodge immediately.

A Black Widow can be identified by its shiny black body and signature red or dark orange “hourglass” shape on the abdomen. Its bite causes a burning pain, swelling and redness typically followed by cramps, nausea, and/or tremors.

A Brown Recluse’s bite is very different from a Black Widow’s bite. The reaction often occurs over the course of a few hours from an initial stinging sensation typically followed by intense pain. A small blister may form and the tissue may eventually fall off exposing the tissue below. The spider can usually be identified by a mark resembling a fiddle on the abdomen.



Black Widow



Brown Recluse

Medical Procedures and Summit Health Lodge

In case of a severe medical emergency; **do not move the injured person**. Immediately contact the Summit Operations Center (SOC) in one of the following ways:

- Alert a staff member who can call over the radio (typically area directors)
- Call 304-465-2900
- Send a runner to the nearest staff member or the health lodge itself

The Summit Operations Center will give further instruction and dispatch EMS, if necessary.

If any participant is taken to the health lodge with a significant injury their unit leader will be notified. If a youth participant cannot be treated on-site, and needs to be taken to the hospital, it will most likely be necessary for an adult leader to accompany them. **Unit leaders are responsible for parental notification of minor injuries.**

First Aid treatment will be administered by the Summit Health Lodge provided by Raleigh General Hospital. This on-site facility is a 24-hour clinic with a full-time doctor, multiple treatment rooms, holding facilities, a full stock of medical supplies, up to date equipment, and a team of EMT first responders.

Medications

Each participant at the Summit Bechtel Reserve who has a condition requiring medication must bring an appropriate supply. The pharmacy at the Health Lodge is very limited and the identical medications may not be available. In many instances the medical staff will have to use pharmacies in the near-by communities to address these needs. In certain circumstances duplicate or even triplicate supplies of vital medications are appropriate. Participants will be charged for maintenance medications or medications that should have been brought to SBR and end up being dispensed by The Summit Health Lodge.

It is recommended that leaders bring a lockable storage device to store all medications while at and traveling to/from the Summit Bechtel Reserve. Medications that are required to be kept cooler than room temperature should be transported accordingly. While at the Summit Bechtel Reserve, refrigerator space will be provided through the health lodge to store such medications. **Please keep in mind that access to these refrigerators may only be during business hours.**

Persons who have had an **anaphylactic reaction** from any cause will need to note this during registration. If you are allowed to participate, **you will be required to have appropriate treatment with you.** Any person who has needed treatment for asthma in the past three years must carry a rescue inhaler. If you do not bring a rescue inhaler, you must buy one before you will be allowed to participate.

Insurance

The program participation fees include insurance coverage for health, accident and sickness en route to and from home and while participating in Summit Bechtel Reserve programs. This policy is an Excess Insurance Plan meaning that the plan will pay eligible expenses incurred from a covered accident or sickness not paid by any other collectable insurance or pre-paid health plan in force. If no other collectable insurance or pre-paid health plans are in effect at the time of the loss, this plan will pay eligible covered expenses up to the plan limits. There is no deductible under this plan. Please e-mail Summit.Program@Scouting.org for the brochure that covers the details of this plan.

Entering/Exiting Camp

Visitor Policy

If your unit expects visitors throughout the week please inform staff during check in. With the exception of public visitor days, visitors are only allowed in Gateway village near the Scott Visitor Center (Dining hall, back porch, trading post, etc.) and must be accompanied by a staff member or the adult leader of the unit the entire time they are on the property. Upon check-in, they will be issued a visitor wristband or badge which they must wear at all time while on the site. Those without wristbands or badges will be treated as unauthorized persons. **All visitors MUST check in at Summit Bechtel Reserve Guest Services or with the Justice Scout Camp Clerk immediately upon entering the property. No Exceptions!**

Public Visitor Day details for VenturingFest, including access to program venues and activities will be announced closer to the event.

Unauthorized Persons

To ensure the safety of all our participants and staff it is important that we ensure every person on the site is supposed to be here. Any person without a staff name badge, participant wristband, or visitor badge is an unauthorized person on the camp and needs to be reported to the Summit Operations Center immediately (304-465-2900). **It is very important that all participants keep their wristband on during the duration of their stay and do not provide it to anyone outside seeking access to the site.**

Leaving Camp

If you or your unit plan to leave camp before your scheduled departure time, please see the appropriate procedures below. These policies are important to ensure that the staff can account for all participant in case of emergency and make sure that youth are leaving the site with adults who are authorized to transport them. **Participants departing/arriving at the site outside their arrival/departure day will need to use the North Gate in Glen Jean, WV. For directions contact your commissioner or Guest Services.**

Unit Excursions

If a unit elects to leave camp during the week for a program this must be communicated with VenturingFest Leadership and/or SBR Administration during check-in and the unit must sign out when departing with the Camp Clerk or Guest Services.

Individuals

If adults need to leave camp for any reason, we ask that they check out with the Camp Clerk or Commissioner on duty at the time of their departure and return. In the event of an emergency Summit Bechtel Reserve Staff need to be able to account for every person on the site.

If any youth participant is to be transported off-site before their scheduled departure day they MUST check out with Camp Clerk and the Summit Health Lodge. This is to not only have a record of their departure, but to verify the person transporting them is authorized to do so.

Early Departures

If a unit elects to depart off-camp early, they will need to check out with the Camp Clerk, Summit Operations Center, Head Commissioner, and/or the Camp Director. They will also need to check out with the Health Lodge to retrieve their medical records. We would still ask that they turn in any evaluations, return all equipment, and leave the campsite clean or cleaner than they found it.

Personal Clothing & Program Equipment

Uniforming and General Clothing

Uniforming is one of the time-tested methods to deliver the Aims of Scouting and therefore has a prominent place at the Summit Bechtel Reserve. Uniforms will be encouraged for travel, opening/closing flag ceremonies, religious services, and opening/closing campfires. During the week, uniforms will not be required at flag raising or lowering due to the nature of the activities. Venturers will be taking part in during the day. Units however, are more than welcome to wear a unit activity shirt throughout the week if they desire. Additionally, any unit wishing to serve as color guard will need to be in full field or activity uniform during flag ceremonies.

Clothing worn during the week should be comfortable and flexible for an array of activities from skateboarding to rock climbing, to rifle shooting. Comfortable shoes for hiking on gravel trails are essential. In addition, campers planning to participate in mountain biking, BMX, or skateboarding should bring skate shoes, or at the very least, tennis shoes, as hiking boots are inappropriate for those activities and can lead to injuries. Closed toe shoes are required during aquatic activities as well. See the [Personal Equipment](#) section for more information. **Clothing worn by Scouts/leaders should not deter from the Scouting ideals.**

Specialized Activity Clothing & Footwear

Bring clothes that are appropriate for hiking and action sports. If you have a lot of experience in one of the activities that we provide at SBR, such as mountain biking and you have specialized clothing for that activity, feel free to bring those clothing items with you. If the activities are new to you, there is not a need to spend extra money on specialized clothing for the activities at SBR.

Skateboarding, Mountain Biking and BMX - The ideal shoe for these activities is a biking shoe, skateboard shoe or low rise sneaker with a thinner sole. These types of footwear also help reduce injury in these activities. Stiff and bulky hiking boots can make control more difficult on a skateboard.

Safety equipment - SBR provides all required program and safety equipment such as helmets, pads, PFDs, ear protection, harnesses, etc. Do not bring your own safety equipment... SBR knows the history of the equipment being used.

Closed toe shoes - All Summit activities require closed toe shoes for participation.

Aquatics activities - Closed toe shoes are required for all aquatics activities as well. Bring footwear that will be dedicated to being soaked for the week. There are types of sport sandals that are closed like a shoe in the front and open in the back like a sandal. These work very well. An old pair of tennis shoes will work great also. Moisture wicking shirts that dry quickly are recommended for our aquatics activities, which also provide protection from the sun while out on the water.

Specialized Equipment

The Summit Bechtel Reserve has all the program equipment you need to participate in our programs. If you elect to use your own equipment for activities at VenturingFest this section outlines what can be allowed subject to inspection by trained and qualified SBR staff.

Some equipment used for Summit programs can be very costly. When deciding whether to bring your own equipment, please take into consideration that the Summit Bechtel Reserve does not provide secure storage for your personal equipment and does not replace or repair lost, stolen or damaged personal equipment.

Climbing Shoes

The Summit provides climbing shoes for those participating in climbing activities. We do not consider climbing shoes as required safety equipment, so if you have a personal pair you would like to bring, please feel free to do so.

Bikes

Only the participants in Tires & Trails, Berms & Bars and Advanced Mountain Biking programs (Paul R. Christen High Adventure Base) are allowed to bring their own bike. A manager of the program area must inspect and approve the bike before its use on the site.

Skateboards

Personal skateboards are allowed for all participants as they are small, portable and easy to inspect. A skateboarding program manager must inspect your board each time you bring it to one of the skate parks.

Participants are NOT ALLOWED to bring any personal firearms or archery equipment.

Restricted Access

VenturingFest participants are welcome to explore the 10,600 acres of the Summit Bechtel Reserve. However, as an adventure sports facility, the Summit Bechtel Reserve has several venues which can be dangerous without proper supervision. Therefore, no program venues are to be used without the presence of a qualified SBR Area Director overseeing activities. **If there is no staff present DO NOT enter, climb, or play on any program venues!**

Technology

Unlike many other scout camps, technology use is not discouraged at the Summit Bechtel Reserve. Scouts are encouraged to appropriately document and share their experiences during their stay. The site offers full wireless and cell phone connectivity. AT&T Wi-Fi Hotspots are available throughout the Scott Summit Center and base camps. Outlets and charging stations are available in select locations in base camp and/or the Scott Summit Center, however a battery back-up or solar charger is strongly recommended. **Adult leaders should review appropriate technology use with their unit.** Please feel free to use the following tags on posts before, during, and after your stay!

Facebook: [The Summit Bechtel Family National Scout Reserve Venturing, BSA](#)
 Instagram, Snapchat & Twitter: [@BechtelSummit](#) [@SBRDirector](#) [@Venturingbsa](#)
 Hashtags: #VenturingFest2018 #VF2018

Charging stations are not lockable. No electronics should be left unattended. The Summit Bechtel Reserve is not responsible for lost or stolen items.

Tobacco, Alcohol & Drug Use

The following sections lay out the Boy Scouts of America's and the Summit Bechtel Reserve's policies on Tobacco, Alcohol, and drugs. These policies are meant to be taken very seriously. **Violation of these policies may result in dismissal from camp, membership revocation, and/or police action.**

Tobacco

Adult leaders should support the attitude that they, as well as youth, are better off without tobacco in any form and may not allow the use of tobacco products at any BSA activity involving youth participants. This includes the use of electronic cigarettes, personal vaporizers, or electronic nicotine delivery systems that simulate tobacco smoking.

All Scouting functions, meetings, and activities should be conducted on a smoke-free basis, with smoking areas located away from all participants.

Use of all tobacco products (including E-cigarettes and chewing tobacco) must be done out of sight of all youth participants in designated areas within camp. Contact the program Area Director or camp Commissioner if you have any questions about where these areas are.

Alcohol

It is the policy of the Boy Scouts of America that the use of alcoholic beverages and controlled substances is not permitted at encampments or activities on property owned and/or operated by the Boy Scouts of America, or at any activity involving participation of youth members

Drugs

Illegal drugs, including the misuse of prescription drugs have absolutely no place at any Scouting function. The misuse of drugs happens in all levels of our society. We may be confronted with the problem at any time; therefore, we need to understand the misuse of drugs and what can be done about the situation. See the Drug Enforcement Administration website (www.justice.gov/dea/index.htm) for detailed information on controlled substances and their effects.

Medical Marijuana

It is unacceptable for anyone to use or be under the influence of medical marijuana at or during any Scouting activity, including VenturingFest. **Marijuana possession is illegal in the State of West Virginia**

Unit Leader Responsibilities

It should be the primary responsibility of all Adult Unit Leaders and assistants to provide a positive example for youth participants and instill in them the values of the Boy Scouts of America: **Character Development, Citizenship/Leadership training, and Physical, Mental, and Emotional Fitness.** Additionally, primary Adult Leadership who are present in camp must meet the following:

1. Have no other duties which would detract from the responsibility of serving as a unit leader
2. Be responsible to the Camp Director or assigned designee
3. Be responsible for the safety and well-being of all members of his/her unit
4. Have up to date training in Youth Protection
5. Have up to date Hazardous Weather Training
6. File all paperwork required by the Summit Bechtel Reserve, Boy Scouts of America, and federal/state government including Health and Medical Records for every participant
7. Ensure that all Youth Protection policies are followed by both adult and youth participants (for more details see below)
8. Promote and enforce the Buddy System at all times
9. Be responsible for all financial obligations incurred by the unit while at camp

10. Be responsible for the discipline of all members of his/her unit in accordance with Youth Protection Policies

Youth Protection

All registered adults must have current BSA Youth Protection Training (within the past two years) for participation in any national event/activity. This means all participants 18 years of age or older must have current Youth Protection Training. This includes Venturers and Explorers who are 18 years of age or older. Verification of Youth Protection Training for each adult in a unit is required upon check in at the Summit Bechtel Reserve.

Barriers to Abuse

1. Minimum two-deep leadership on all outings required
2. One-on-one contact between adult and youth members prohibited
3. Separate accommodations for adults and Scouts required
4. Privacy of youth respected
5. Inappropriate use of cameras, imaging, or digital devices prohibited
6. No secret organizations
7. No hazing
8. No bullying
9. Youth leadership monitored by adult leaders
10. Appropriate attire for all activities required
11. Members are responsible to act according to the Scout Oath and Law
12. Units are responsible to enforce Youth Protection Policies
13. Mandatory reporting of child abuse
14. Social media guidelines in place

The Summit Bechtel Reserve will strictly enforce Youth Protection policies. Violations will be reported to the participant's Scout Executive and/or the National Service Center.

Vehicles & Trailers

Personal vehicles and trailers can be parked in designated parking areas within the base camps. This is typically 50-250 yards from the campsites. Carts are provided to transport personal and unit equipment from vehicles to the camping areas. **For aesthetic, grounds maintenance, and safety reasons, no personal vehicles or trailers are to be parked in camping areas, program venues, or used as transportation around the site without the express written permission of the Camp Director, Operations Director, or SBR Director.**

Waste Management & Recycling

The Summit Bechtel Reserve strives to be as sustainable in its practices as possible. For us to continue this effort, we will need your unit's help. Please take advantage of the recycling that is available in rural West Virginia by separating plastic bottles, aluminum, and paper/cardboard so that it may be repurposed in the future. Throughout the property you will find trash cans and recycling bins. Please ensure that all waste makes it into the appropriate bin and lead by example by picking up any trash you may find around the site.

Blue Recycling Container

- #1 & #2 plastics, which includes most plastic bottles and jugs
- plastic bags
- aluminum cans
- tin/steel cans
- paper, including white, colored, shredded (bagged), newspaper, envelopes, and bags

Yellow “Cardboard Only” Container

- cardboard, including cereal & tissue boxes and clean pizza boxes

Green Trash Container

- Everything else

Note: It is preferable to uncap and wash/rinse bottles and other containers before placing in recycling. Sticky notes are acceptable in recycling as well as small amounts of packing tape that may be attached to cardboard packages. Staples do not need to be removed from paper.

Program

VenturingFest will offer a wide variety of activities in the format of camp-wide events, open program, high adventure half day experiences, off-site excursions, advancement and trainings. The following sections go into detail on what opportunities are available in these different formats.

Camp-Wide Events

At VenturingFest there will be camp-wide events where all the Venturers present are encouraged to attend. These events are your chance to meet other Venturers from all around the country and share in excitement, fellowship, or reflection! These will include special activities, live music, religious services, parties/social events and much more. Keep an eye out for the events schedule as the event gets closer to get the details!

30

Open Program in the James C. Justice National Scout Camp & Scott Summit Center

The Justice National Scout Camp offers program in a wide variety of venues in the Scott Summit Center. Most of these will operate as open program during VenturingFest, while many of the "Adventure Zone" venues will be scheduled half day experiences in the Paul R. Christen National High Adventure Base.

BMX Tracks

Action Point is the home of four BMX tracks. BMX is an abbreviation of bicycle motocross and evolved from a bicycle alternative for motorcycle dirt track racing. Each track varies in size. During open program time, any participant is welcome to try their hand at BMX under the supervision of our qualified instructors. Instruction begins on a flat ground course and through learning the basics of cornering, pumping, and balance on the beginner course. Depending on participant ability and interest they may move to either the larger BMX racetrack or the dirt jump course, where they can get significant air!



All BMX participants will be required to wear helmets and pads. It is also strongly recommended that participants wear skate or tennis shoes rather than hiking boots in order to improve handling and reduce injury. The Summit uses a wristband system to identify participants who have demonstrated sufficient skills to progress to the next level of participation. Participants should already know how to ride a bike.



Boulder Cove

Boulder Cove is the National Scout Camp's climbing rappelling and bouldering venue. This artificial climbing area sports 24 climbing belay stations, multiple rappelling stations, and three giant boulders with routes ranging in difficulty from 5.4 to 5.11.

This venue is also the home to climbing/rappelling advancement opportunities or training. You are always welcome to stop by for open climb and be sure to keep posted for various competitions!

All participants and observers must be wearing a climbing helmet when within the fall zone of the climbing/rappelling wall. This venue

will operate in the rain, but safety protocols require it to close during high winds and lightning. Participants must weigh between 50 and 250 pounds.

Canopy Tours

A Canopy Tour consists of a series of zip lines and platforms (and the occasional rope bridge or rappel element) that takes participants on a treetop tour of the area around action point. In addition to the excitement of zipping through the treetops, participants get the chance to look at the forest in a new way, developing a greater understanding of its importance. Participants should meet in the north end of Action Point to gear up for canopy tours. Each group will be taken through a “ground school” before zipping on the course.



31

Manufacturer’s guidelines require that all Canopy Tour participants weight at least 50 lbs. and no more than 250 lbs. Participants must also be able to properly wear all safety gear and respond promptly to staff instructions on the course. The venue will operate in the rain, but safety protocols require this venue to be closed and/or evacuated during high wind and/or lightning.



Challenge Courses & Project COPE

The Justice Scout Camp is the home to a 16 element low COPE course located near Goodrich Lake and two high COPE courses (sometimes referred to as challenge courses) located in Action Point. The high courses are a selection of obstacles to navigate while tethered from a cable high above the ground. Each element presents a unique challenge that requires problem-solving, dexterity and determination. These physical challenges combined with the added element of height develop self-confidence and accomplishment.

The high course however is just part of the experience. To get the full experience, we recommend the full COPE Program. COPE stands for Challenging Outdoor Personal Experience. At the Justice Scout Camp COPE consists of a half day of puzzles, games, and low challenge elements which require intense teamwork, trust, planning, communication, decision making, problem solving, self-esteem and leadership (the eight goals of COPE!).

Manufacturer’s guidelines require that all participants on the Challenge Course (high course only) must weigh at least 50lbs and no more than 250lbs. Participants must also be able to properly wear all safety gear and respond promptly to staff instructions on the course. The venue will operate in the rain, but safety protocols require this venue to be closed and/or evacuated during high wind and/or lightning.



Gateway & Legacy Zip Lines

Scott Summit Center has two sets of zip lines that depart from a shared platform above the AT&T Summit Stadium – The Gateway Zip and The Legacy Zip. Participants can follow signage and trails to the launch platform during evening program for gear up and orientation. After their thrilling 1100-1300’ zip they can leave their gear at the landing and go back up for another ride or move on to the next exciting activity.

Manufacturer’s guidelines require that all participants on the Summit Center Zip Lines must weigh at least 50lbs and no more than 250lbs. Participants must also be able to properly wear all safety gear and respond promptly to staff instructions on the course. The venue will operate in the rain, but safety protocols require this venue to be closed and/or evacuated during high wind and/or lightning.


Goodrich Lake

Goodrich Lake is the home to the Justice Scout Camp's aquatics activities: paddleboarding, kayaking, swimming, and water reality (water obstacle course). It is also the home of the Cushman Fish Camp with programs focused on spin fishing, fly-fishing and wildlife management. Goodrich Lake is a manmade lake separated into two sections by a dam: Goodrich Lake East and Goodrich Lake West. Both are great places to experience the National Scout Camp's aquatic activities.



32

All participants must have closed toed shoes and passed the BSA Swimmers test to participate in any swimming, water reality, or paddling activity. Properly fitted PFDs must be worn at all times for paddling activities. PFD and helmet for water reality.



Gottschalk Boardwalk & Causeway

Gottschalk Boardwalk is a wonderful place to quietly connect with nature and explore the wetland ecosystem. The Causeway encircles Goodrich Lake-West and serves as a wonderful classroom for Ecology, Environmental Science, and the study of Nature. If you're lucky you might catch a glimpse of a white-tail deer taking a drink or a bald eagle looking for its next fish dinner.

Jared Harvey Mountain Bike Trails

Weaving in and out of the woods surrounding Action Point is the Jared Harvey Mountain Bike Trail system. These trails offer a variety of difficulty ratings including Green Circle (Easy), Blue Square (More Difficult) and Black Diamond (Very Difficult). Qualified IMBA certified instructors will work with riders of all abilities to improve their riding skills and roll through the cycling merit badge or ranger elective.



All mountain bike participants will be required to wear helmets

(provided). It is also strongly recommended that participants wear skate or tennis shoes rather than hiking boots in order to improve handling and reduce injury. Participants should already know how to ride a bike.



Outdoor Skills at Brownsea Island

Brownsea Island is home to the Outdoor Skills area, where participants can learn exciting woodcraft, camping, and navigation skills or just drop by to check out a GPS for a geocaching course. The staff here are skilled in the outdoors and enthusiastic about sharing their skills with others. If a Scout needs help sharpening an axe, making a rope, or just wants check out some awesome pioneering projects, this is the place to go. Those looking

for the ultimate test of outdoor skill, they should visit the Summit Survival School at Outdoor Skills. It was created to educate participants in effective methods of wilderness survival, foraging, and search & rescue.



Shooting Sports



The Justice Scout Camp has a wide variety of shooting sports activities split between three ranges. Our Archery Range located at the corner of Foxtrot and includes static archery, LaPorte (or sporting arrows), and primitive projectiles (tomahawk, atl-atl, knives, and/or slingshots). At our new rifle range we offer .22 caliber rifles (paper and steel targets) and shotgun shooting. Finally, at the Crafton Sportsman's Complex near Action Point contains the Hunters hall which hosts exhibits on hunting and conservation as well as the Crafton Skills Center with a state of the art virtual shooting range. All programs are run under guidance of our highly-trained NRA shooting instructors.

33

Skate Park

The Action Point Skate Park is a great facility to hone skateboarding skills or to even start from scratch. The park includes transitions, ramps, quarter pipes, stair sets, boxes, rails, and a mini-ramp. The staff at Action Point have taken many first-time skaters and developed them into safe and confident shredders. Proper footwear, awareness of ability, and focus are essential to success in this program.

All skateboard participants will be required to wear helmets and pads. It is also strongly recommended that participants wear skate or tennis shoes rather than hiking boots in order to improve handling and reduce injury. Participants should be sufficiently flexible and prepared to fall safely.



Sustainability Treehouse

The Sustainability Treehouse is the showpiece of the Boy Scouts of America's commitment to sustainable policies. This award-winning building is not only an exhibit, but a living, interactive classroom where Scouts can learn everything from recycling practices to urban gardening, to photosynthesis and adaptation. Our Sustainability and Ecology staff will be available to assist with demonstrations and experiments to engage youth and help them evaluate their impact on our planet. Sustainability is not just about the environment though. Scouts who visit the treehouse

will learn about the importance of balancing a dedication to our environment with both social and economic impacts. Meet here for Ecology, Conservation, Sustainability and Environmental Science based badges/electives.

Half Day Experiences in the Paul R. Christen National High Adventure Base

Further out on the property lies the "Adventure Zone" which is where the high adventure experiences of the Paul R. Christen High Adventure Base take place. Each Venturer will be able to choose their preference of venues using the online registration system. The top three open choices will be granted, starting by date of reservation for VenturingFest. **The Big Zip and The Canopy will be open throughout the event for all eligible participants using a token system.**

The Barrels

Improve your marksmanship on .22 rifles, high caliber rifles, pistols, and multiple types of shotgun shooting including trap & five stand with coaching from our highly-skilled staff!

The Bows

Experience a wide variety of archery disciplines including static short and long range, 3D archery, and sporting arrows. Then see if you can hit the bull using a crossbow!

Low/High Gear

Progress through 19 miles of green, blue, and black beautiful single track cross-country mountain bike trails!

The Park

Come skate on almost 5 acres of concrete and fabricated skate park including transition, street, bowls, foam jump pits and a full-size vert ramp. There is something for every ability level!

The Rocks

Set a goal and work to send over 100 different climbing routes and boulder problems varying in difficulty from 5.4 to 5.11. Rappel off our 40-foot tower and see if you have what it takes to make the "Leap of Faith!"

The Ropes

Spend a half day up in the trees suspended from cables navigating your way around obstacles on one of our four different challenge courses!

The Trax

Challenge yourself on a wide variety of BMX pump, race, and jump tracks with the excellent step-by-step instruction of our talented BMX staff!

Whitewater on the New River

The New River Gorge is a world-class destination for whitewater rafting and an excellent adventure to add to a week at camp. Participants at VenturingFest will have the opportunity to add a half-day rafting trip down the Lower New River to their experience. The Lower New River trip features rapids typically class I through class V which are taken on a 6-8-person raft. Current pricing for these programs can be found on the online registration system as program electives on your unit roster.

Whitewater rafting trips require advance sign-up and additional fee at least two weeks prior to arrival

The Big Zip and The Canopy

Both the Big Zip and The Canopy will be open throughout the event for eligible participants (must be medically cleared and weigh between 50 and 250 pounds upon arrival at the event).

Venturing Advancement Courses


While many come to VenturingFest to take part in fellowship and adventure, select advancement opportunities are available to those interested. In these courses Venturers can learn valuable skills that will become essential to their careers or transform into lifelong hobbies.

Requirement Tracking

If members of your unit plan to take advantage of advancement courses, be sure to prepare by looking over the relevant resources and materials. Venturers should be sure to have their copy of the Ranger handbook ([#33494](#)) to get their requirements marked off.

Other Youth Award Courses**Project COPE**

Through initiative games, trust events, and low-course events participants are challenged as a group to develop and display the eight goals of COPE in a noncompetitive setting: Communication, planning, teamwork, trust,



leadership, decision making, problem solving, and self-esteem. Upon completion of the low-course, participants are then encouraged to take part in open High COPE at the Action Point Challenge Course.

Prerequisites:

Comfortable with heights or willing to conquer fear of heights; Meet weight requirements for aerial sports activities

Stand Up Paddleboard Award

The purpose of this award is to encourage the development of stand up paddleboarding skills and water safety. Participants will need to demonstrate their ability to prepare, paddle, stand up, maneuver, and self-rescue their paddleboard. Once earned the patch can be displayed on the left leg of the recipient's swim trunks.



Prerequisites:

BSA Swimmer

Kayaking Award

The purpose of this award is to encourage the development of kayaking skills and water safety. Participants will need to demonstrate their ability to prepare, enter, maneuver, and self-rescue their kayak. Once earned the patch can be displayed on the left leg of the recipient's swim trunks.



Prerequisites:

BSA Swimmer

Mile Swim

This award recognizes those who can swim a mile or more. Participants will be expected to do incremental practice swims which will prepare them for the mile-long swim in Goodrich Lake – East. Once earned the patch can be displayed on the left leg of the recipient's swim trunks.



Prerequisites:

BSA Swimmer; Strong swimming ability

Summit Sustainability Award

This award recognizes participants who have taken the initiative to educate themselves in the principles of Sustainability: society, environment, and economy. They must then document their commitment live a more sustainable life. **If you are interested in this award, please obtain a requirements sheet from a staff member upon arrival. Turn in this completed sheet to purchase patches from 37° North Outfitters (Trading Post).**



Requirements:

1. Your Unit's Outdoor Ethics Guide must attend the Outdoor Ethics meeting held on arrival day. There they will pick up a small guidebook on Leave No Trace and hang tags for each member of your unit. (Only the unit Ethics guide needs to complete this requirement.)
2. Tour the Sustainability Treehouse and document at least five things you learned. Make a commitment and sign a pledge to that commitment on top of the Sustainability Treehouse
3. Throughout your stay at the Summit Bechtel Reserve, practice the seven principles of Leave No Trace
4. Share the things you have documented with your unit and ask them to share what efforts they've made to be sustainable either at the Summit Bechtel Reserve or at home
5. Complete a service project of at least three hours under the guidance of a Summit Bechtel Reserve staff member during your stay

Duty to God Award

This award recognizes units or individual participants who make a concerted effort to demonstrate their commitment to the twelfth point of the Scout Law: A Scout is Reverent. **If you are interested in this award, please obtain a requirements sheet from a staff member upon arrival. Turn in this completed sheet to purchase patches from 37° North Outfitters (Trading Post).**



Requirements:

1. Your unit's Chaplain's Aide, must attend the Chaplain's Aide meeting on arrival day
2. Attend a camp-wide service or conduct a unit-lead service while at the Summit Bechtel Reserve
3. Participate in a daily devotional lead by the Chaplain's Aide. A devotional guide will be provided at the Chaplain's Aide meeting
4. Participate in a daily Roses, Buds & Thorns session

The Chaplain's Aide, youth leader and adult leader must approve the completion of the award

Adult Leader Programs

Adult Leaders are more than welcome to participate in any of the programs available to youth at VenturingFest. However, adults are encouraged to evaluate their flexibility and physical limitations. If jumping on a skateboard or BMX isn't your style, we encourage leaders to take part in training opportunities. Leaders are also welcome to spend some time relaxing in their campsite. Our goal is that everyone has an awesome experience while visiting the Summit Bechtel Reserve. **Note: Skateboarding is a discouraged activity for most adult leaders.**

Feedback & Contact Information

We look forward to seeing you at VenturingFest! If you have any further questions do not hesitate to call or email. The appropriate contact for various issues can be found below.


Feedback & Requests

We always appreciate constructive criticism and/or positive feedback on our program and operations at the Summit Bechtel Reserve. Remember that we can't fix a problem if we don't know about it. It is our sole mission that your Venturers have an amazing life-changing experience while they are here. We will try our very hardest to make that dream a reality.

During your stay, be sure to take part in Leaders' Meetings, Commissioner Coffees, and other leader gatherings. These events are a great time to ask questions, provide feedback, or make requests. See your program event schedule for more details.

In the event that a significant problem does arise during your stay at camp please use the following steps to resolve it:

1. Talk directly to the staff member involved. In many cases, the problem isn't known and can be resolved once it is addressed to the staff member or area director
2. If the problem is not solved, please address it directly to the camp commissioner, camp clerk, or program director at the Pigott Base Camp Headquarters.
3. If you are still not satisfied contact the Camp Director, Phillip Ferrier to discuss the issue (office located in Pigott HQ).



Finally, as part of the check-out process, the staff will collect one feedback form for all of your youth and one feedback form for all of your adults. Please make sure that your entire unit has a chance to contribute to this feedback. **Please do not wait until the filling out the feedback forms to raise a complaint.**

General Contact Information

The Summit Bechtel Reserve is staffed year-round. If you need any assistance do not hesitate to contact us through phone or email. For general non-emergency inquiries please use the information below:

General Contact Phone Number: **304-465-2800**

General Contact Email Address: Summit.program@scouting.org

Emergencies – Summit Operations Center (SOC)

During summer operations, the Summit Bechtel Reserve overall operates a 24-hour emergency communications hub call the Summit Operations Center. This communications hub has access to lightning and weather reporting, site-wide PA systems, text message alerts, unit contact information, and staff radio contact. **For emergencies only**, the SOC can be contacted 24 hours a day at the following number:

Emergency Phone Number: 304-465-2900

This phone number will forward to our security gate or office once summer operations have concluded.

Mailing Address

To send a participant a package please mail to the following address. Keep in mind the Summit Bechtel Reserve is in a rural area. Mail takes a significant amount of time to not only arrive on site, but be sorted and put in the hands of the recipient. Outgoing mail can be taken to Camp Clerk or Summit Guest Services for drop off to the postal service.

Participant Name, Unit/Expedition Number

VenturingFest
2550 Jack Furst Drive
Glen Jean, WV 25846

38

Staff Contact Information

If you have a specific question or concern, feel free to contact the appropriate full-time staff members to have it resolved. If we can't answer your question or address your concern, we will promptly seek out someone who can.

Camp Directors

Phillip Ferrier
Director, James C. Justice National Scout Camp
Phillip.ferrier@scouting.org
304-465-2807

Dave Kopsa
Director, Paul R. Christen National High Adventure Base
David.kopsa@scouting.org
304-465-2815

Chris Smith
Director, John D. Tickle National Training & Leadership Center
Christopher.smith@scouting.org
304-465-2814

Registration

Cristi Richardson
Senior Registration Coordinator
Cristi.richardson@scouting.org
304-465-2803

National Venturing Office

Owen McCulloch
National Venturing Director
Owen.McCulloch@scouting.org
972-580-2229

Additional Information & Resources

Links

BSA Links

[The Summit Bechtel Reserve](#)

www.summitbsa.org

[James C. Justice National Scout Camp](#)

www.summitbsa.org/scoutcamp

[Boy Scouts of America](#)

www.scouting.org

[Philmont](#)

www.philmontscout ranch.org

[Northern Tier](#)

www.ntier.org

[Florida Sea Base](#)

www.bsaseabase.org

[Bucks skin Council, Boy Scouts of America](#)

www.bucks skin.org

Local Outfitters & Organizations

[New River Gorge National River \(National Park Service\)](#)

www.nps.gov/neri

[Adventures On The Gorge](#)

www.adventuresonthegorge.com

[Ace Adventure Resort](#)

www.aceraft.com

[Rivers Expeditions](#)

www.raftinginfo.com

Other Organization Links

[ACA \(American Canoe Association\)](#)

www.americancanoe.org

[IMBA \(International Mountain Bike Association\)](#)

www.imba.com

[AMGA \(American Mountain Guides Association\)](#)

www.amga.com

[NRA \(National Rifle Association\)](#)

www.training.nra.org

[Leave No Trace Center for Outdoor Ethics](#)

www.lnt.org

Social Media

[Summit Facebook](#)

www.facebook.com/thebechtelsummit

[Summit Instagram](#)

www.instagram.com/bechtelsummit

[Summit Flickr](#)

www.flickr.com/summitbechtelreserve/

[Summit Twitter](#)

www.twitter.com/bechtelsummit

[Summit Youtube](#)

www.youtube.com/thebechtelsummit

Other Opportunities at the Summit Bechtel Reserve

Paul R. Christen National High Adventure Base

The Paul R. Christen High Adventure Base offers programming in three different areas or levels. [The Summit Experience](#), [Focused Programs](#), and [River Treks](#). The Summit Experience is an introduction to high adventure at the Summit Bechtel Reserve, and explores each of the adventure venues through a half day experience. Each of the Focused Programs spend 3 full days in the area of focus, with two days left for electives. The River Treks delve deep into the area of specialty for a full week-long experience.

For more information visit www.summitbsa.org!

John D. Tickle National Training & Leadership Center

The John D. Tickle National Training and Leadership Center offers a variety of week long and weekend conferences targeted towards Scouters and experienced Scouts. These courses include Professional Development, Youth Development, Program Instructor Certifications, STEM, NAYLE, Leave No Trace, and much more. For more information visit www.summitbsa.org!

Instructional Videos



[Mountain Bike Body Position](#)



[Mountain Bike Pumping Basics](#)



[BMX Gate Start](#)



[Four Rules of Gun Handling](#)



[10 Tips for Paddling Safely](#)



[Proper Archery Form](#)

HOW TO TIE COMMON CLIMBING KNOTS



[Climbing Knots](#)



[Wilderness Survival: Water Purification](#)



[Leave No Trace Principles](#)



[Sustainability in Two Minutes](#)



[Story of the New River Gorge: Part 1](#)



[Story of the New River Gorge: Part 2](#)